

WHY A CLEAR CORRIDOR IS IMPORTANT

A primary cause of power outages is trees contacting power lines. When tree limbs grow too close to power lines, they can cause damage or interrupt service.

They may also create a safety hazard. Electrical shock can occur when a person touches a tree that is in contact with a live wire, especially during damp weather. Trees in contact with wires have also caused wildfires.

Finally, a clear corridor allows access for line personnel and equipment to restore power after a storm.

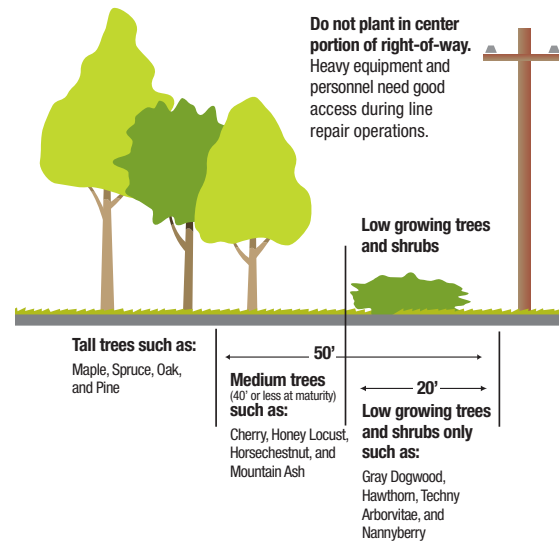


ECE 1.800.254.7944
eastcentralenergy.com

ECE is an equal opportunity provider and employer.

Rev.12/19

PLAN BEFORE YOU PLANT



Plan ahead when planting trees

- Before planting, consider mature size and crown spread of trees. Trees maturing to over 15 feet in height should be planted at least 25 feet from lines.
- See recommended planting diagram and call for a list of compatible species or check our website.
- Always call for a locate of underground lines before you dig. Call Gopher State One Call at 1.800.252.1166 two work days ahead (for Minnesota locations) or Digger's Hotline at 1.800.242.8511 (for Wisconsin locations) three work days before you plan to dig.
- Do not plant over or near underground lines or cabinets.

Trees and Power Lines



ECE
East Central Energy
Your Touchstone Energy® Cooperative

STANDARD PRACTICES

ECE schedules maintenance to provide tree clearance for a period of six or more years. The cost of vegetation management is shared equally by all ECE members.

Landscape trees

- Trees planted under lines, and trees requiring severe pruning, are selected for removal. Stumps are not removed.
- Trees located outside the power line right-of-way are pruned as needed.
- Branches from live trees are chipped, and larger wood is left on site. Disposal of debris from dead trees is the member's responsibility.

Beyond the home landscape

- A 40-50 foot corridor is cleared of trees and brush.
- Herbicide treatments are performed periodically.
- Trees located outside the cleared corridor that pose a danger to the lines are cut down.
- Debris from clearing is mulched on site or left on the edge of corridor. Wood is the property of the landowner.

CONTACT US

If you have any questions or need assistance, contact ECE Forestry Services at 1.866.293.9068 or visit eastcentralenergy.com and click on Trees & Lines.

ECE OFFERS ALTERNATIVES

Reduced clearance

Members may request less pruning on landscape trees. A reduced clearance fee is added to their electric bill due to more frequent work.

Self maintenance

Members can mow or cut brush annually. A signed agreement is required.

Alternate maintenance


Members may choose an alternate method of brush management. The member is asked to pay any additional cost.

Transplanting

Clearing of small trees can be delayed to allow the member time to relocate and transplant.

Line relocation

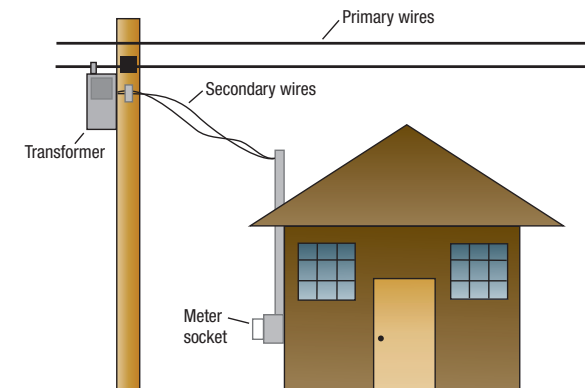
When feasible, lines can be moved or located underground at the member's expense.



MEMBER TREE REQUESTS

If you have concerns about a tree on your property or would like assistance in removing a tree:

- We provide assistance to obtain standard clearances. We recommend hiring a qualified tree contractor for work beyond the standard clearance.
- Work which goes beyond standards will be performed at the member's expense.
- Generally, trees near secondary lines are pruned to provide adequate clearance. A line-drop of secondary lines can be arranged if a member wants to remove a tree.
- Disposal of debris is the member's responsibility.
- Lines beyond the meter belong to the member.



STORMS AND OUTAGES

- Trees causing outages may be cut down or cleared by crews.
- All debris is left on site.

