

Welcome,

Thank you for contacting East Central Energy (ECE) regarding the installation of a new electric service. Our goal is to make the process of obtaining your new service as easy as possible. By following the steps below, you ensure there are no unnecessary delays.

- Step 1:** Complete the **New Commercial Service Information** form and return to:
East Central Energy, Attn: New Services, P.O. Box 39, Braham, MN 55006-0039 or email to newservice@ecemn.com. An ECE representative will contact you for your federal tax ID number.
- Step 2:** Take a moment to consider ECE's money-saving water heating, space heating, and air conditioning programs. If you already know the programs in which you plan to participate and the size of the system to be installed, include this information on the *New Commercial Service Information form*. This will allow the staking engineer to assist you in proper design of your new electric service and avoid unnecessary delays.
- Step 3:** Refer to the enclosed Commercial New Service Guidelines list of requirements that need to be completed before construction of your new service can begin.
- Step 4:** A Federal Tax ID # is required for all commercial services. If you are not an existing member, a deposit of \$500 may be required. A credit check may also be completed. Deposits for commercial accounts are returned as a bill credit, with interest, after 36 months of on-time payments without penalties.

If you have questions or need additional information, please call 1.800.254.7944, choose option 4, then enter ext 6440, or email newservice@ecemn.com.

Sincerely,
East Central Energy

- If you are planning on doing landscaping, remember to plan before you plant. Please visit our website for information regarding trees and power lines.
- Underground services built between November 1 and March 31 will incur winter construction charges.
- For the full version of the rate schedule call 1-800-254-7944 or visit eastcentralenergy.com.

ECE is an equal opportunity provider and employer. Find the Statement of Non-Discrimination for ECE at eastcentralenergy.com select About Us, or call 1-800-254-7944.



INFORMATION			
Business Name:			
Type of Business: <input type="checkbox"/> Retail <input type="checkbox"/> Industrial <input type="checkbox"/> Healthcare <input type="checkbox"/> Food Service <input type="checkbox"/> Housing Units <input type="checkbox"/> Other			
Tax Exempt: <input type="checkbox"/> Yes <input type="checkbox"/> No			
Business Owner:		Title/Position:	
Email:		Phone:	
PRIMARY CONTACT FOR PROJECT			
Name:		Title/Position:	
Email:		Phone:	
PRIMARY CONTACT FOR BILLING			
Name:		Title/Position:	
Email:		Phone:	
Billing Address:		City:	State: ZIP:
SERVICE LOCATION			
Service Address:		City:	State: ZIP:
Property/Parcel ID#:			
If known, please provide the following information.			
County:		Township:	
Range:		Section:	
Building/Property Owner:			
SERVICE INFORMATION			
Type of service applied for: <input type="checkbox"/> Overhead <input type="checkbox"/> Underground			
Service size (amps): <input type="checkbox"/> 200 <input type="checkbox"/> 320 <input type="checkbox"/> 400 <input type="checkbox"/> 600 <input type="checkbox"/> 800 <input type="checkbox"/> Other:			
<input type="checkbox"/> single phase: <input type="checkbox"/> 120/240V <input type="checkbox"/> 240/480V <input type="checkbox"/> Other:			
<input type="checkbox"/> three phase: <input type="checkbox"/> 120/208V <input type="checkbox"/> 277/480V <input type="checkbox"/> Other:			
PROJECTED CONNECTED LOADS AND ESTIMATED DEMAND LOAD (KW)			
Indoor/Outdoor lighting:		Heating:	Air Conditioning:
Motor Load:	Misc Equipment:	Total connected load KW:	
Electrician	Name of company:		
	Contact person:		Phone:
Starting equipment for any single-phase motors 7.5 HP and above or 3-phase motors 75 HP and above shall be subject to approval by ECE.			
<ul style="list-style-type: none"> • Please provide a list of all motors, what they are powering, and their rated HP. • Which, or how many, of the motors will be running at the same time? • What kind of start-up equipment, if any, will be used and for which motors? • Will a phase converter or variable frequency drive be used? Please describe. 			

NOTE: this information is for design purposes only. A commercial service coordinator will contact you and send you a Membership Application and Agreement to sign and return.

Commercial New Service Guidelines



To initiate your commercial new service, the following must be completed:

_____ Submit completed **New Commercial Service Information** form with the following information:

_____ Indicate whether you would prefer overhead or underground service, single or three phase, voltage required and service size.

_____ Provide the name of your electrician, primary project contact and business/property owner.

_____ Submit a site plan that indicates the location of the structure, sewer, well, driveway and where you would prefer the transformer location.

After completing all of the above, ECE will schedule a staking engineer to measure footage, calculate charges, mark the exact location of pole or transformer, and determine if any permits or easements are required.

After site visit, the following must be completed before construction of your new service is scheduled.

_____ Submit completed **Membership Application and Agreement** form.

_____ Complete all requirements on the **New Service/Service Upgrade Checklist**.

_____ Submit a **Request for Electrical Inspection**. *This will be provided by your electrician and is required if you are building in Minnesota.*

_____ All charges must be paid in full and all permits* and easements received (if required) before your new service or service upgrade can be released for construction.

_____ If a deposit is required, it will be added to your first bill.

Your deposit gains interest while it is held and will be refunded after 12 consecutive months of on-time payments.

*Permits paid to other agencies may not be refundable.

Construction Charges

Important: all required charges must be paid before your electric service is scheduled.

Service to Structure or Dwelling

Single Phase Service - Overhead and Underground

\$600 connect fee (when no construction is required)**

\$600 Contribution to Construction and \$9 per foot

An *additional* \$14 per foot will be assessed for road push or directional boring segments, as defined by ECE.

If underground construction takes place between November 1 and March 31, additional winter charges will apply.

Underground Service Single Phase:

If the meter socket is to be located on a structure, or by a mobile or manufactured home, the electrician (or homeowner) will provide and install a meter socket. Underground secondary wire is connected to the meter socket and run to ECE's transformer leaving a 10 ft. coil of wire. The wire must be connected to the meter socket before ECE will energize the service. There will be a \$600 Contribution to Construction fee. The "Request for Inspection" form will be filed by the electrician (or homeowner) with the State and with ECE. If self-wired, the service must pass electrical inspection before it will be connected by ECE.

Overhead Single Phase service:

If the meter socket is to be located on a structure or by a mobile or manufactured home, the electrician (or homeowner) will provide and install the underground secondary wire to a meter socket. The underground secondary wire is connected to the meter socket and ran to the pole, leaving at least 30 ft. of wire for ECE to run up the pole and connect at the top. This service has a \$600 Contribution to Construction fee. The underground secondary wire must be connected to the meter socket before ECE will energize the service. The "Request for Inspection" form will be filed by the electrician (or homeowner) with the State and with ECE. If self-wired, the service must pass electrical inspection before it will be connected by ECE.

Three-phase Line Extension - Overhead or Underground - 1,000 KVA or smaller

\$1,000 connect fee (when no construction is required) **

\$1,000 Contribution to Construction and \$17.25 per foot

An additional \$14 per foot will be assessed for road push and directional boring segments as defined by ECE.

If underground construction takes place between November 1 and March 31, additional winter charges will apply.

Three-phase Line Extension - Overhead or Underground - Services over 1,000 KVA

Cost of service will be determined by an ECE Staking Engineer based on the infrastructure required to service the load.

Platted Developments

Platted Single Phase Developments – Recorded at the County Office

\$2,500 Contribution to Construction and \$9 per foot

An additional \$14 per foot will be assessed for road push or directional boring segments as defined by ECE. If required, directional boring charges will be determined by an ECE contractor estimate.

If construction takes place between November 1 and March 31, additional winter charges will apply.

Service Connections within Platted Developments – Connect Fee, Per Service

\$600 connect fee (when no construction is required) **

Platted Three Phase Developments – Recorded at the County Office

\$2,500 Contribution to Construction and \$17.25 per foot

An additional 14 per foot will be assessed for road push or directional boring segments as defined by ECE. If required, directional boring charges will be determined by an ECE contractor estimate.

If construction takes place between November 1 and March 31, additional winter charges will apply.

Platted Developments - continued

Platted Industrial Developments – Recorded at the County Office

The customer will be billed the installed cost of the project. An estimated project cost will be required to be paid before construction begins. At the completion of construction, the customer will receive an invoice or refund for the amount over or under the paid estimate.

Miscellaneous Charges/Requirements

Winter Underground Construction Charge

An additional \$6 per trench foot will apply to any underground construction from November 1 through March 31. This is nonrefundable and applies to both line footage and road push footages.

Other Options Available:

Right-of-way trimming for new service: Contractor Estimate

Co-op Owned Outdoor Light Installation

On existing ECE owned pole - \$300

Wood pole installed to accommodate an ECE owned outdoor light - \$700

If conductor needs to be extended to provide service to the light, there will be a \$9 per foot charge.

If underground construction takes place between November 1 and March 31, additional winter charges will apply.

Easement Recording

There will be a \$75 charge for recording an easement that is needed for a service.

Staking Trip Charge

After the initial site visit by the staking engineer, there will be a \$80 charge for each additional visit to the site (unless it is waived by the staking engineer due to special circumstances).

Crew Trip Charge

There will be a crew second trip charge based on a 2-hour standard (wages and equipment) if the service is not ready for connection on member-owned secondary. The applicable trip charge must be paid before service will be connected.

Wisconsin Electrical Inspections

Uniform Dwelling Code (UDC) requires that all new **one-family and two-family dwellings** require electrical inspection before service is connected. Contact Municipality or WI Division of Safety and Buildings at 608-266-2112 or dsps@wisconsin.gov for more information.

Structures not covered by (UDC)- A certificate of compliance stating that all electrical work is compliant with WI state and National Electrical code is required to be filed with ECE before service can be connected. This requirement applies to homeowner or contractor wiring.

**Charges may be subject to sales tax.

Commercial

Engineering Guidelines

Three-phase Service

Concrete Transformer Pad and Metering Specifications

Please read this information carefully and call ECE at 1-800-254-7944 with questions.

Disclaimer

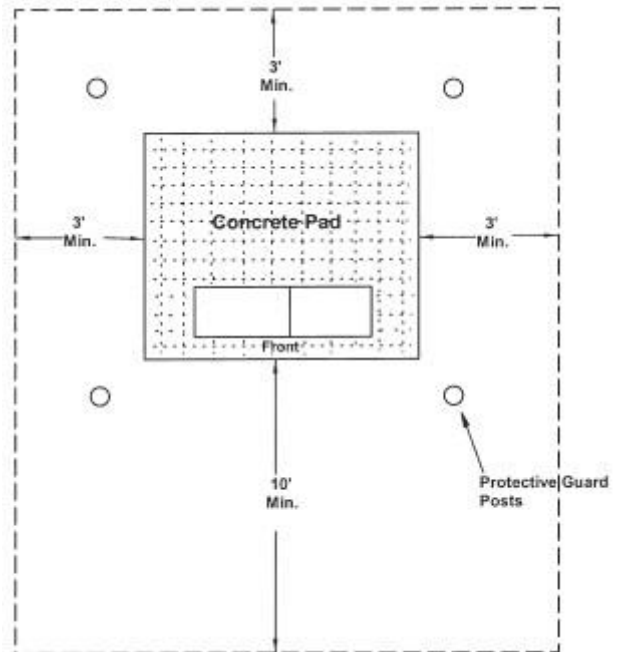
This information is intended to cover only East Central Energy (ECE) general requirements applicable throughout the territory of East Central Energy.

It is not intended to be all inclusive of existing policies.

Customer shall provide and install to ECE specifications:

1. Concrete transformer pad.
2. FOUR protective guard posts.
3. All conduits.
4. Secondary conductors as specified on Figure 2.

East Central Energy will set transformer when all specifications are met.



Note: East Central Energy requires a minimum clearance of 10' in front and 3' on the sides and rear of pad for operation and maintenance of transformer. See section on Location of Pad-Mount Transformers from Buildings.

If the CT cabinet is installed on the transformer pad, the transformer pad must be resized accordingly.

General sequence for constructing concrete pad, guard posts, and conduits:

1. Determine pad location and orientation (see pages 4 to 6). Pad location must be in accordance with ECE clearance requirements (see Figures 3 to 11).
2. Level soil under which pad will be placed. Grade must be final.
3. Install one (1) 4" diameter **non-metallic** primary 90° sweep facing front of pad. All 90° sweeps and conduits shall have a minimum radius of 24". Secondary conduits: maximum of four (4) empty conduits and sweeps must be **non-metallic**. (See Figure 1 and 2).
4. Level and tamp soil under pad.
5. Frame concrete pad with 2 x 8's, both the sides and cable opening.
6. Install 6"x 6" No. 10 wire mesh.
7. Install **FOUR** protective guard posts.
8. Pour concrete into pad frame and into the four 4" steel or PVC protective guard posts.
9. Finish trowel top of pad. Round corners and edges.
10. Remove form from pad after concrete has cured.

FIGURE 1 –

Transformer Concrete Pad and Protective Guard Post Specifications 45 to 1500 KVA 3PH Transformers

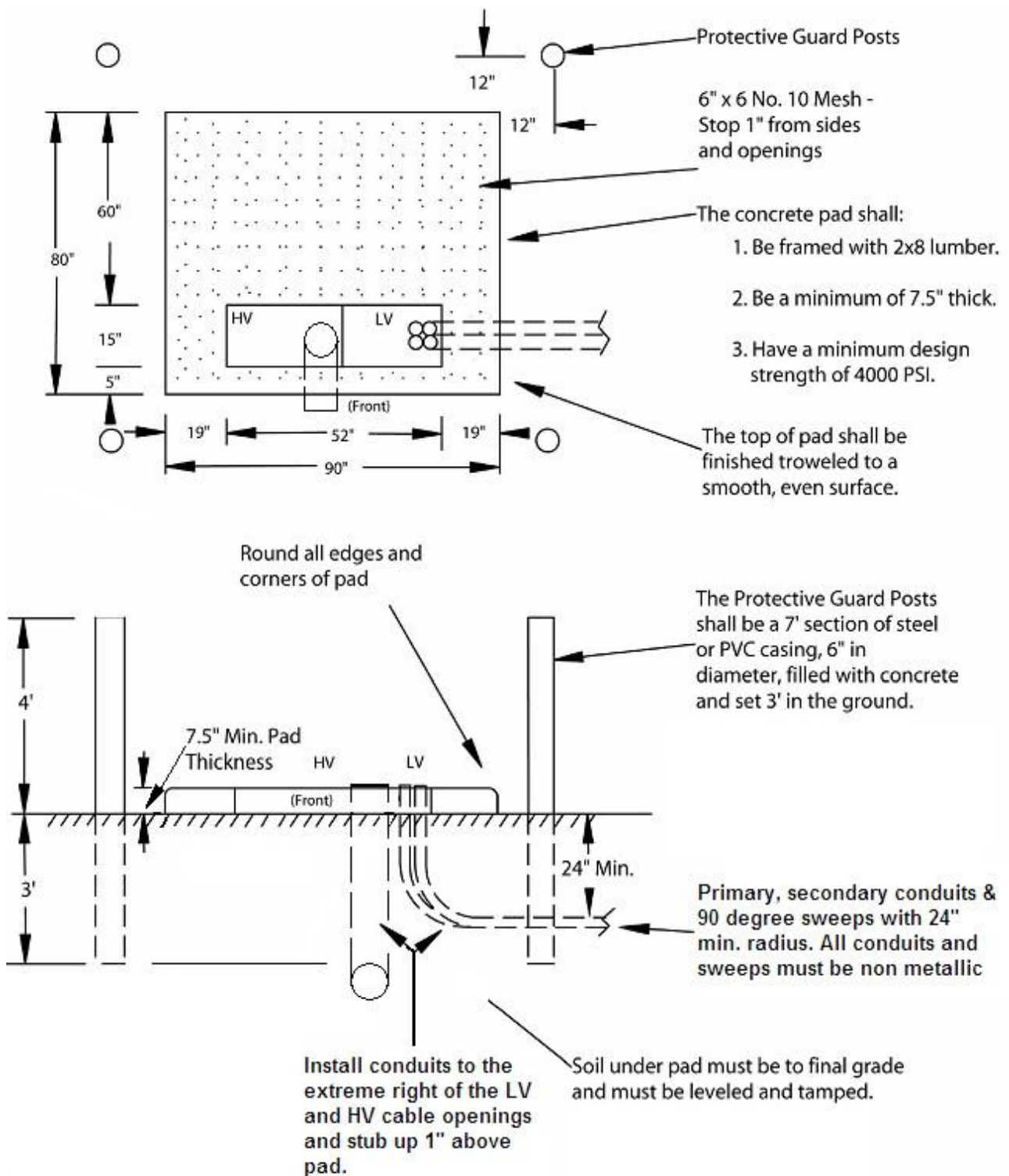
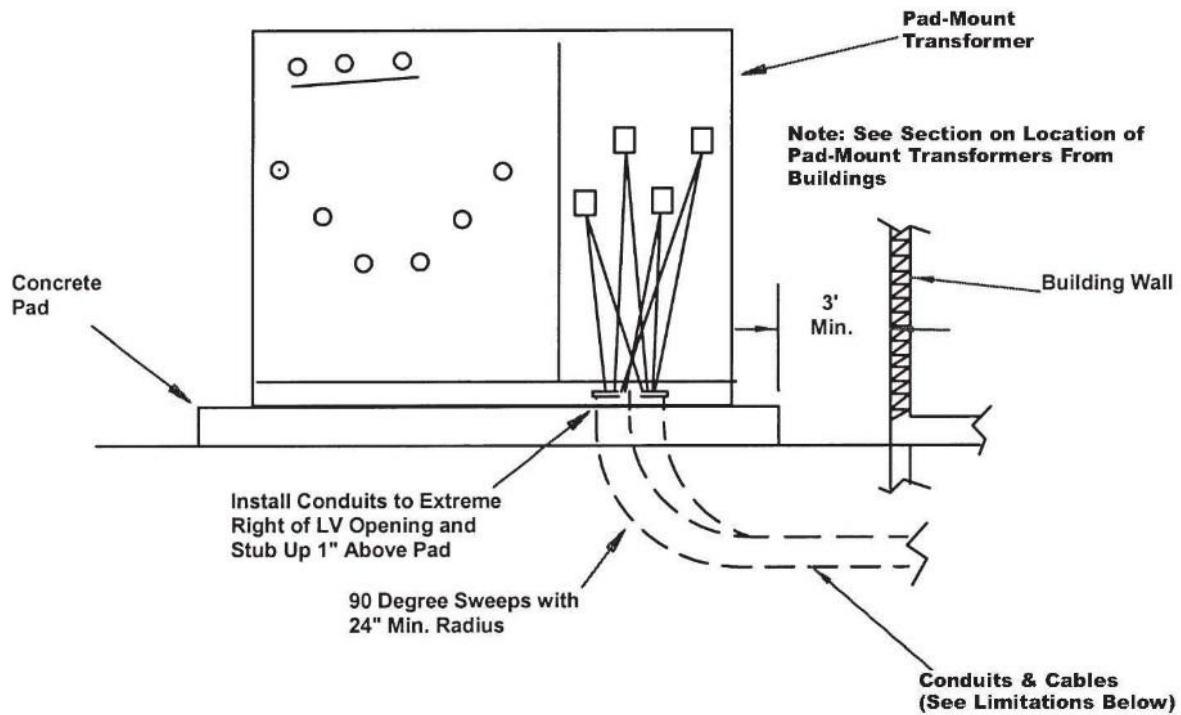


FIGURE 2 –

Three Phase Underground Service



East Central Energy to provide:

1. Pad-Mount transformer, primary conductors, primary terminations, and transformer ground grid.
2. Secondary conductor terminations at the transformer.

Member to provide:

1. Concrete transformer pad, guard posts, and conduits. (NOTE: Conduits will be installed by member before construction underneath preinstalled permanent surfaces, i.e. paved parking areas, decorative landscaped areas, sidewalks, curbs etc.).
2. Secondary conductors.

Locations of pad-mounted transformers from buildings

I. Non-combustible walls-

(Included in this class would be wood framed brick veneered buildings, metal clad steel framed buildings; asbestos-cement-board walled; metal framed buildings; and masonry buildings with a one-hour fire rating.)

Pad-mount oil-insulated transformers may be located a minimum distance of 36' from the roof overhang of a non-combustible walled building if all the following clearances are maintained from doors, windows, and other building openings. If a combustible first floor overhang exists, a 10' distance from the edge of the transformer to the edge of the overhang or its associated roof overhang (combination of vertical and horizontal distance) shall be required in addition to the other clearances as shown in Fig. 3.

Clearances are from edge of Transformer Pad

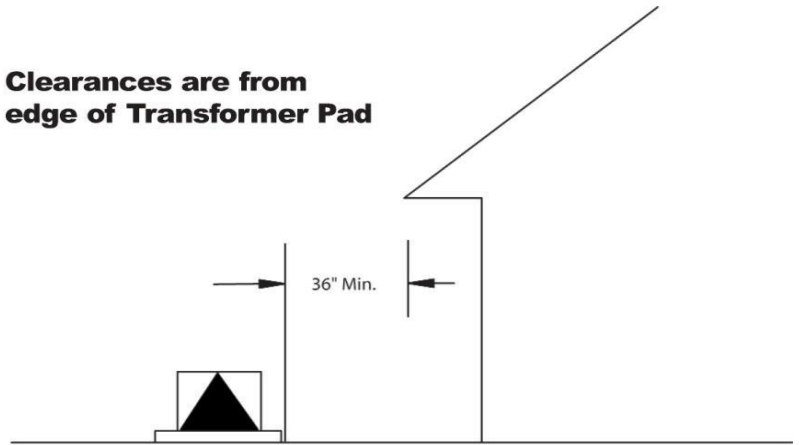


FIGURE 3

A. Doors-

Pad-mount oil-insulated transformers shall not be located within a zone extending 20' outward and 10' to either side of a building door used primarily as an entrance or exit for the building as shown in Fig. 4. Doors to electrical equipment rooms are not considered a primary entrance.

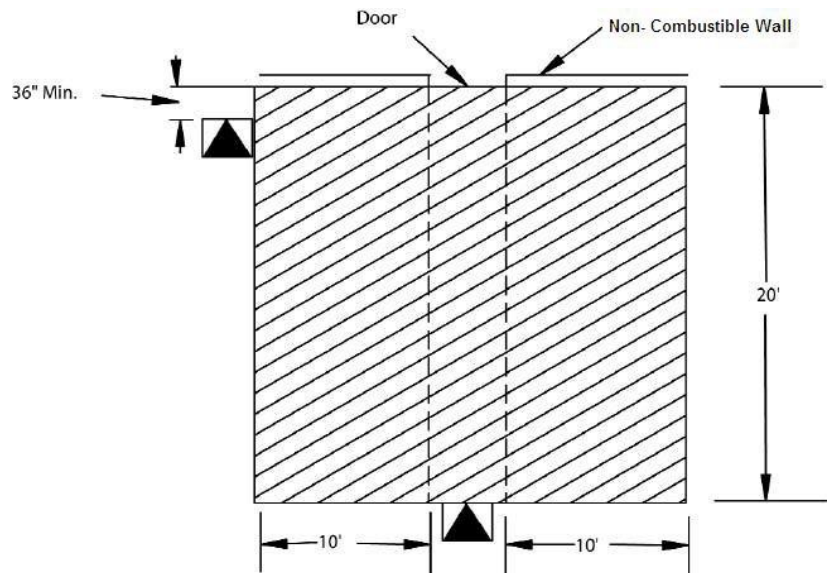


FIGURE 4

B. Building openings-

Openings shall be defined as both operable and stationary windows, and air intake or exhaust vents. Pad-mount oil-insulated transformers shall not be located within a zone extending 10' outward and 10' to either side of an opening located at the level of the transformer as shown in Fig. 5. If the opening is located above the transformer, the distance from the top of the transformer to the opening shall be a minimum of 10'.

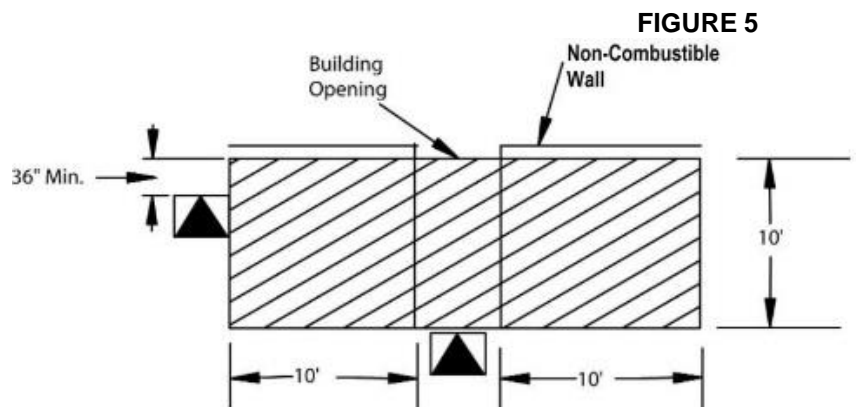


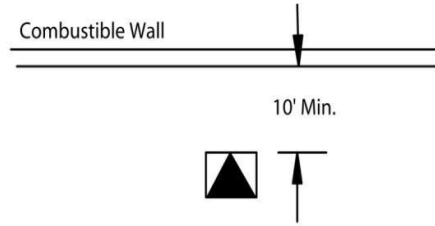
FIGURE 5

The above term level of the transform is to be interpreted as within 10' of the ground.

II. **Combustible walls-**

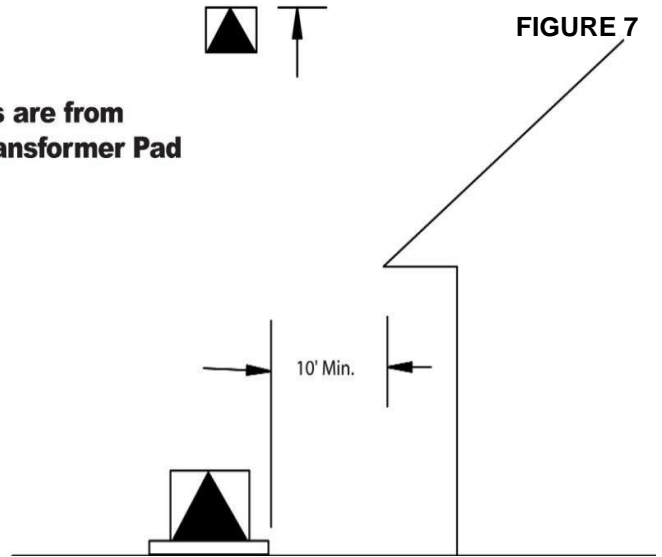
(Included in this class would be wood buildings and metal clad buildings with wood frame construction.) Pad-mount oil-insulated transformers shall be located a minimum of 10' from the roof overhang of combustible walled buildings if all of the clearances from the building doors, windows, and other openings set forth for non-combustible walled buildings are maintained. If a combustible first floor overhang exists, a 10' distance from the edge of the transformer to the edge of the overhang or its associated roof overhang (combination of vertical and horizontal distance) shall be required in addition to the other clearances as shown in Fig. 6 and 7.

FIGURE 6



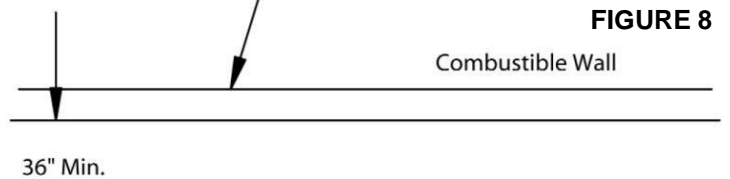
Clearances are from edge of Transformer Pad

FIGURE 7



Solid or with Window or Opening

FIGURE 8



Combustible Wall

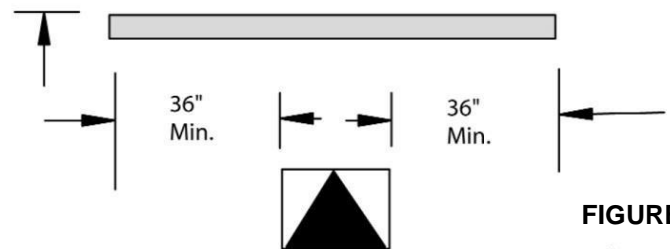


FIGURE 9

III. **Barriers-**

Included in this class are reinforced concrete, brick, or concrete block barrier walls with a three-hour fire rating.) If the clearance in previous section cannot be obtained, a fire resistant barrier shall be constructed in lieu of the separation. The barrier, when required, is provided by the customer. The following locations are acceptable.

A. **Combustible walls**

The barrier shall extend 36" beyond each side of the pad-mount transformer. The height of the barrier shall be 36" above the top of the pad-mount transformer as shown in Fig. 8 and 9. If a combustible first floor overhang exists, the 36" specified shall be measured from the edge of the overhang, or its associated roof overhang rather than from the main building wall.

B. **Non-combustible walls**

The barrier shall extend to a projection line from the corner of the pad-mount transformer to the furthest corner of the window, door, or opening in question as shown in Fig. 10 and 11. The height of the barrier shall be 36" above the top of the pad-mount transformer.

IV. **Fire Escapes-**

Pad-mount oil insulated transformers shall be located such that a minimum clearance of 20 is maintained from fire escapes at all times. Exception: Pad-mounted transformers may be located closer to a fire escape than the 20 minimum when a fire resistant barrier is constructed around the pad-mount transformer (sidewalls and roof). The barrier shall extend a minimum of beyond the pad-mount transformer in all directions.

The pad-mount transformer and barrier shall not in any way obstruct the fire escape exit. A clearance of 10 is required in front of the pad-mount transformer doors. Adequate transformer accessibility and ventilation must be provided.

V. **Decorative combustible enclosure**

Decorative combustible enclosures (fence) installed by the customer around pad-mounted transformers adjacent to a combustible building wall shall not extend

clearance is required in from of pad-mount transformer doors. Adequate transformer accessibility and ventilation must be provided.

FIGURE 10

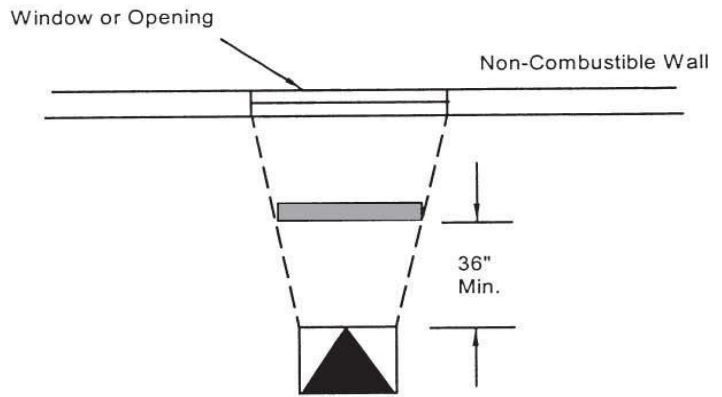
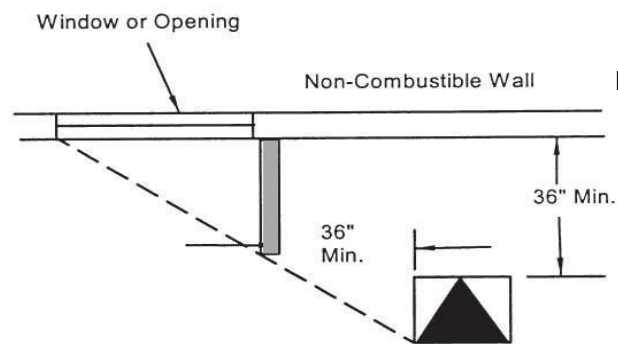


FIGURE 11



Meter Locations

1. All electric meters for new installations and rewires must be located on the **exterior of the building**.
2. All multiple meter socket installations must have the unit number marked on the face of the meter socket and disconnect.
 - If the meter socket(s) are not clearly and accurately marked, or we are unable to match individual units to the meter socket(s), the building will not be energized until they are properly marked. A new service request must be filed with East Central Energy (ECE) at that time.
3. Meters must not be located where a hazardous condition exists.
4. Meters must have safe access.
5. Meters must be located so they are safe from damage (falling snow, ice, etc). If any member’s facility changes result in damage or the possibility of damage, the Member will be required to either move the metering location or provide physical protection for the metering equipment.
6. Meter sockets must have an unobstructed space of not less than 4 ft. in front and 2 ft. on top.
7. For multiple meter specifications contact ECE.

THREE-PHASE SERVICES

1. Where current transformer (CT) metering is required, the CT may be located outside the building and shall be in a weatherproof cabinet.
2. A one-inch conduit must be installed between the CT cabinet and the meter socket location.
3. All 480 volt three-phase services larger than 320 amps must be CT metered, 320 amp services and smaller must be constructed with a cold sequence meter main or be CT metered.
4. Three-phase services for 208 or 240 volts up to 320 amps must be equipped with a bypass switch so the meter can be removed from the socket without interruption of the electric service.

Metering Requirements	Direct Metering	CT	Cold Sequence
3 Phase 120/208 V or 120/240V 320 Amp or smaller	X		
3 Phase 120/208V or 120/240V 400 Amp or larger		X	
3 Phase 277/480V or 240/480V (see section 3 under THREE-PHASE SERVICES)		X	X

Transformer Rated Metering

1. CT cabinets for services up to 400 amps must have a minimum size of 30”H x 24”W x 9”D. For services over 400 amps, the current transformer cabinet must have a minimum size of 48”H x 30”W x 11”D.
2. CT cabinets or switchgear must be complete with landing pads.
3. The door for the CT cabinet or compartment must have provisions for locking with a padlock and must be hinged on either side.
4. The meter socket cannot be installed on the door of the CT cabinet. It can be mounted on the side if it has a minimum height of 4’ and a maximum height of 6’ to the center of the meter.

5. The CT cabinet must have an unobstructed space not less than 2' beyond the door in the open position or a minimum of 5' whichever is greater.
6. Call ECE at 1-800-254-7944 when all the metering equipment is installed and ready to wire.

Restrictions on Metering Installations

1. **ECE will not permit temporary or permanent jumpers to be installed in the meter socket, which will result in unbilled energy.**
2. ECE will not permit meter socket bypass handles to be in the bypass position, which will result in unbilled energy.
3. No member wiring or devices are permitted on the source side of ECE's metering points.
4. Meters and all associated metering equipment and cabinets will be sealed and/or locked by ECE.
5. Unauthorized removal of ECE's seals and locks is unlawful.
6. ECE may grant permission to a licensed electrician to remove a seal and/or lock for maintenance of member's equipment. Call 1-800-254-7944 for authorization.

Authorization for Variances

1. Any variance to these requirements must have prior written authorization from ECE's Metering Department.



WISCONSIN CERTIFICATE OF ELECTRICAL INSPECTION

Wisconsin applications only. Before electricity may be provided, this certificate must be completed and returned to East Central Energy indicating that there has been such compliance.

RETURN TO: *East Central Energy*
 3617 E BAUMGARTNER RD. OR EMAIL newservice@ecemn.com
 SUPERIOR, WI 54880

MEMBER INFORMATION

Owner's name: _____

Service Address: _____

City: _____ State: _____ ZIP: _____ County: _____

Owner Phone: _____ Owner Email: _____

Electrical contractor name: _____ Contractor Phone: _____

SERVICE TYPE

<input type="checkbox"/> Residential	<input type="checkbox"/> New Service	<input type="checkbox"/> Overhead	SIZE: _____ amps _____ volts	PHASE: <input type="checkbox"/> one <input type="checkbox"/> three
<input type="checkbox"/> Commercial	<input type="checkbox"/> Service Improvement	<input type="checkbox"/> Underground		

Scan with camera app on mobile device



<https://reminspecting.com/>

Inspector Use Only

Electrical Inspector (*please print*):

WI Inspector #: _____

Commercial Inspector: UDC Inspector:

Date Inspected: _____

UDC or Commercial Inspector

UDC Inspection: Yes or No
 Complies with SPS 320.10 (3)(f)(1)(c): Yes or No

Commercial Inspector Only

Service Inspection (SPS 316.013): Yes or No
 Complies with SPS 316: Yes or No
 Solar PV System (Please check if applies)

Electrical Inspector Signature:

Office Use Only

ECE Account #: _____

ECE Location #: _____

Service Connect Date: _____

Date Certificate Received by ECE: _____

WISCONSIN ADMINISTRATIVE CODE

PUBLIC SERVICE COMMISSION

PSC 114.003 AUTHORITY AND STATUTORY REFERENCES

(2) COMPLIANCE WITH ELECTRIC CODE

(a) A utility must obtain proof of compliance with Volumes 1 and 2 of the Wisconsin State Electrical Code before energizing service. Proof of such compliance shall consist of a certificate furnished by a municipal or other recognized inspection department or officer, or if there is no such inspection department or officer it shall consist of a written statement furnished by the contractor or other person doing the wiring, indicating that there has been such compliance.

(b) A utility shall comply with Volume 1, Wisconsin State Electrical Code when providing electric service.

WISCONSIN STATE STATUTE

101.875 INSPECTIONS

(1) All inspections of electrical wiring shall be performed by inspectors certified by the department.

(2) Any rule promulgated under s. 101.82 (2m) may not require the inspection of any of the installation, repair, or maintenance of electrical wiring within an existing industrial facility or an existing manufacturing facility unless the plan for the installation, repair, or maintenance is required to be examined under s. 101.12 (2) by the department or by a municipality that has its examinations accepted by the department under s. 101.12 (3) (a), (am), or (b).

101.88 COMPLIANCE AND PENALTIES

(1) Every person installing, repairing, or maintaining electrical wiring shall use materials, methods, and equipment that are in conformance with the rules promulgated by the department under this subchapter.

(3) Any person who violates this subchapter or any rule promulgated under this subchapter shall forfeit to the state not less than \$25 nor more than \$500 for each violation. Each day of violation constitutes a separate offense.

QUICK REFERENCE - WI INSPECTIONS

New Residential Service		Residential Service Change		Commercial
HOUSE/CABIN - DWELLING (A LIVEABLE STRUCTURE)	ACCESSORY BUILDING/RV/SOLAR INSTALL (NON-DWELLING)	HOUSE/CABIN - DWELLING (A LIVEABLE STRUCTURE)	ACCESSORY BUILDING/RV/SOLAR INSTALL (NON-DWELLING)	NEW OR SERVICE CHANGE
DOUGLAS COUNTY	DOUGLAS, WASHBURN & BURNETT COUNTIES	DOUGLAS COUNTY	DOUGLAS, WASHBURN & BURNETT COUNTIES	DOUGLAS, WASHBURN & BURNETT COUNTIES
<u>Inspection Services</u> Brian Conley 715.399.8611 blconley@centurytel.net <u>Rob's Inspection Services</u> Rob Lietha 218.393.6482	<u>REM Inspecting</u> 715.302.7456 reminspecting.com <i>(visit website to request inspection/make payment)</i>	<u>Inspection Services</u> Brian Conley 715.399.8611 blconley@centurytel.net <u>REM Inspecting</u> 715.302.7456 reminspecting.com <i>(visit website to request inspection/make payment)</i>	<u>REM Inspecting</u> 715.302.7456 reminspecting.com <i>(visit website to request inspection/make payment)</i>	<u>REM Inspecting</u> 715.302.7456 reminspecting.com <i>(visit website to request inspection/make payment)</i>
WASHBURN COUNTY		WASHBURN COUNTY		
<u>Steve Boss</u> 715.634.7161 (7-9 a.m.) bossinsp@charter.net		<u>REM Inspecting</u> 715.302.7456 reminspecting.com <i>(visit website to request inspection/make payment)</i>		
BURNETT COUNTY		BURNETT COUNTY		
REM INSPECTING 715.302.7456 www.reminspecting.com		REM INSPECTING 715.302.7456 www.reminspecting.com		



East Central Energy Area Contractor List by City

City	Contractor	Phone	Cell Phone	Speciality
Aitkin	Northern Air Plumbing, & Htg. Inc.	(218)927-6828		APG
Andover	Minnesota Wiring Co	(612)357-1410		E
Andover	Short Stop Electric	(763)434-7792		E
Avon	Albany Htg., A/C & Ser. Inc.	(320)267-3666		G
Becker	Hubbard Electric	(763)263-8334		E
Becker	Wilson HVAC	(763)261-5196		AG
Bowlus	Great River Htg. & Cooling LLC	(320)247-2010		AG
Braham	Boudreau Htg. & Air Conditioning,	(763)439-0293		A
Braham	L'ectric, Inc.	(320)396-3858	(612)282-6309	E
Brimson	Northern Ground Source, Inc.	(218)848-2869		G
Brook Park	Central Heating & A/C Inc.	(320)679-4352	(612)390-1869	A
Cambridge	Dean's Heating & Air Conditioning	(763)444-3517		AG
Cambridge	Engquist Electric	(763)689-3239	(612)803-4030	E
Cambridge	T M Johnson Bros, Inc	(763)689-3141		APG
Clear Lake	Select Electric, Inc.	(763)261-2110	(320)333-0720	E
Duluth	Bluewater Services	(218)624-1390		APEG
Duluth	BZ Electric Inc.	(218)428-7488		E
Duluth	Parson's Electric	(218)725-3429	(218)390-9934	AE
Duluth	Summit Mechanical Service	(218)728-9965	(218)393-6141	AG
Foley	Kroska Electric Service	(320)968-7377		E
Foley	Starry Electric Inc	(320)387-3023		E
Foreston	CB Mechanical, LLC	(763)439-5664		A
Foreston	Clark Heating & AC	(320)980-4796		A
Foreston	Granite Ledge Electrical Contracto	(320)294-5557		E
Gordon	Bergeman Plumbing & Heating Inc	(715)376-2278	(715)816-4013	AP
Ham Lake	Air Mechanical	(763)434-7747		AG
Harris	Goose Creek	(651)775-7533		E
Harris	Lowell Nelson Electric	(320)358-3420	(651)248-0470	E
Hinckley	Crosby Hill Plumbing & Htg. LLC	(320)384-6414	(612)720-9853	AP
Hinckley	D & E Heating & A/C	(320)384-0066	(218)380-8180	AG
Hinckley	North Electric, Inc	(320)384-0429		E
Hinckley	Skalicky Electric Inc.	(320)629-6283		E

E = Electrical P = Plumbing A = Air Source Heat Pump G = Ground Source Heat Pump

East Central Energy (ECE) does not guarantee contractor licensing/insurance status, nor does ECE guarantee performance or assume liability for work completed by contractors listed on this document.

-For a list of Registered Steffes product storage space heating contractors, please visit www.heatforlessnow.com.

-For a list of Registered HVAREducation.net air conditioning and air source heat pump contractors (required to qualify for rebates) please visit www.eastcentralenergy.com.



East Central Energy Area Contractor List by City

City	Contractor	Phone	Cell Phone	Speciality
Hinckley	Thom's Plumbing & Construction L	(612)221-6625		P
Isanti	North Country Aire Inc	(763)444-5427		A
Isanti	Tradewinds, Heating/Fireplace/A/	(763)434-8887		AEP
Isle	Becker Electric Inc.	(320)676-1000		E
Isle	Haggard Electric	(320)676-8620		E
Isle	Legacy Mechanical LLC	(763)337-2350		AP
Isle	PJ Mechanical	(218)838-9951		AE
Kettle River	Ketchum Electric	(218)380-5490		E
Lindstrom	Lakeridge Electric LLC	(651)257-7226	(612)805-9551	E
Milaca	Beehler Plumbing Service	(320)983-6811	(320)362-4903	P
Milaca	Jensen-Andersen Co Inc	(320)982-6747		AP
Milaca	Johnson-Norris Plumbing Plus	(320)983-6837		P
Milaca	Ken Juetten Electric	(320)556-4575		E
Milaca	M E Plumbing & Heating, Serv	(320)983-6583		AP
Milaca	Roehl Heating, Air & Appliance Re	(320)260-2124		A
Milaca	Weyer Electric	(612)805-6893		E
Milaca	Wilcox Electric	(320)556-3474		E
Minong	Coons Electric	(715)466-4288		E
Moose Lake	Region Air Light Power & Htg	(218)485-0551	(218)380-3612	AE
Mora	Alpine Electric	(320)679-5319	(320)496-0552	E
Mora	Aquarius Home Services	(320)679-2567		AG
Mora	Belford Electric, Inc.	(320)679-4023	(612)390-4548	E
Mora	Brunswick Heating & Cooling	(320)396-2168		A
Mora	JD Heating & Air LLC	(320)336-8832		A
Mora	Mattson Electric	(320)679-2552	(320)630-3634	E
Mora	Ron's Heating & Refrigeration	(320)679-1534		AG
North Branch	Aire Serv of East Central MN	(651)674-4782		AG
North Branch	Benjamin Franklin Plumbing	(651)277-1111		P
North Branch	D & G Electric Inc.	(651)674-6145	(651)775-8470	E
North Branch	Erdahl Electric Inc.	(612)532-8321		E
Oak Park	Wallace Heating and AC	(612)987-8601		A
Ogilvie	D & L Heating and A/C	(320)272-4336		AG

E = Electrical P = Plumbing A = Air Source Heat Pump G = Ground Source Heat Pump

East Central Energy (ECE) does not guarantee contractor licensing/insurance status, nor does ECE guarantee performance or assume liability for work completed by contractors listed on this document.

-For a list of Registered Steffes product storage space heating contractors, please visit www.heatforlessnow.com.

-For a list of Registered HVAREducation.net air conditioning and air source heat pump contractors (required to qualify for rebates) please visit www.eastcentralenergy.com.



East Central Energy Area Contractor List by City

City	Contractor	Phone	Cell Phone	Speciality
Ogilvie	North Country Heating & AC	(320)272-4209	(612)390-3561	AG
Ogilvie	Ron Heins Electric, LLC	(320)272-0134	(612)685-0154	E
Ogilvie	Ultra Plumbing Services, LLC	(320)272-9939		P
Onamia	Leach Electric Inc	(320)532-3277		E
Onamia	Roger's Plbg., Htg. & Electrical, Inc	(320)532-3912	(320)266-3046	APEG
Onamia	Rum River Electric, Inc.	(320)532-1004		E
Pierz	Athman Refrigeration & Heating	(320)224-5442		A
Pierz	Jim's Heating and Air	(320)468-6742	(320)630-1362	AG
Pierz	Kummet Electric	(320)468-6485		E
Pierz	West Buckman Electric	(320)468-2742		E
Pine City	Anderson Electric	(320)629-3133		E
Pine City	Collins Plumbing, Htg. & A/C	(651)587-8283		APG
Pine City	Dale's Heating and Appliance	(320)629-3531		A
Pine City	DMC Electrical	(651)210-5778		E
Pine City	Hawkinson Electric	(612) 390-9110		E
Pine City	JJS Electric, LLC	(320)438-5696	(320)293-2685	E
Pine City	Pine Electric	(612)390-3919		E
Princeton	All Points Electric	(320)362-4899		E
Princeton	Bob Hoskins Electric	(763)389-0069		E
Princeton	Princeton Electric	(763)389-9978		E
Rice	Jesok Electric Inc.	(320)387-3280		E
Rice	Little Rock Electric, Inc	(320)393-6033	(320)980-3890	E
Rice	Petron Heating & Air Conditioning	(320)393-2692		AG
Rush City	Carlson Heating & Sheet Metal	(320)358-4188	(763)286-5125	AP
Rush City	Drip Drop Plumbing	(888)358-0904	(320)434-0107	P
Sandstone	Drilling Electric	(320)245-2119	(612)390-1726	E
Sandstone	Drilling Plumbing & Heating	(320)245-2004		AP
Sandstone	Maser Electric	(320)384-0701		E
Sauk Rapids	DES Electric	(320)252-9140		E
Sauk Rapids	Electrical Solutions	(320)258-5204		E
Sauk Rapids	Fred's Heating	(320)259-5912		A
Sauk Rapids	Kiffmeyer Plumbing & Heating	(320)968-7584		AP

E = Electrical P = Plumbing A = Air Source Heat Pump G = Ground Source Heat Pump

East Central Energy (ECE) does not guarantee contractor licensing/insurance status, nor does ECE guarantee performance or assume liability for work completed by contractors listed on this document.

-For a list of Registered Steffes product storage space heating contractors, please visit www.heatforlessnow.com.

-For a list of Registered HVAREducation.net air conditioning and air source heat pump contractors (required to qualify for rebates) please visit www.eastcentralenergy.com.



East Central Energy Area Contractor List by City

City	Contractor	Phone	Cell Phone	Speciality
Sauk Rapids	Lyon Sheet Metal & Htg	(320)252-1371		A
Sauk Rapids	Martinson Htg. & A.C Inc.	(320)980-1044		AG
Sauk Rapids	Rapid Electric	(612)554-6274		
Scandia	Scandia Heating & Air Conditionin	(651)433-5167		AG
Shafer	LB Refrigeration Htg. & Cooling, In	(651)757-7976		AG
South Range	Hammerbeck Electric	(715)392-3837		E
South Range	Tri-Star	(715)398-5526	(218)348-0890	E
St. Cloud	H&S Heating & A/C, Inc.	(320)654-1522		AG
St. Cloud	Mechanical Energy Systems	(320)253-4859		AG
St. Cloud	St. Cloud Heat, Fireplace & Spa	(320)253-0657		AG
St. Croix Falls	Geothermal Innovative Energy, LL	(715)483-1876	(715)410-3966	G
St. Joseph	Birchwood Electric	(320)363-8228		E
St. Joseph	Precise Refrigeration	(320)363-7401		APG
St. Joseph	Whitley Electric	(320)291-9448		E
Stanchfield	Claymor Electric, LLC	(763)689-8838	(763)221-4270	E
Stanchfield	Rush Heating & Sheet Metal Inc.	(763)689-1895		AG
Sturgeon Lake	North Country Electric Enterprises	(218)390-1295		E
Superior	Belknap Electric	(715)394-7769		E
Superior	Lake City Electric	(218)590-7517		E
Superior	Rolwerks Heating & Cooling	(715)399-2933	(218)590-9138	AP
Superior	Rural Residential Maintenance	(715)399-8761		EP
Taylors Falls	Christiansen Electric	(651)583-2181		E
Waite Park	HVAC Shop	(320)259-6962	(320)980-4439	AG
Willow River	Willow River Geo Thermal	(218)380-8180		G
Wyoming	Bloomquist Electric, Inc	(763)689-6500		E
Zimmerman	Massmann Geothermal	(763)389-0376		APG
Zimmerman	Priority Air Mechanical	(763)444-3500	(612)723-2628	APG
Zimmerman	Reliance Electric	(763)856-4371		E

E = Electrical P = Plumbing A = Air Source Heat Pump G = Ground Source Heat Pump

East Central Energy (ECE) does not guarantee contractor licensing/insurance status, nor does ECE guarantee performance or assume liability for work completed by contractors listed on this document.

-For a list of Registered Steffes product storage space heating contractors, please visit www.heatforlessnow.com.

-For a list of Registered HVAREducation.net air conditioning and air source heat pump contractors (required to qualify for rebates) please visit www.eastcentralenergy.com.